


Advantages of a Finger-Safe, Ice Cube Socket System

The Complete System Solution!



I.D. Tag/Write-On Plastic Label
Used for Custom Identification of Circuits.

Isolated Input and Output Terminals
Separates Control Circuits from Load Circuits.

Slim Design
Minimizes Space on DIN Rail.

Mating Hold-Down Clips Available
Secures Relay to Socket.



DIN Rail End Clip
Locking Screw Keeps a Snug DIN Rail System by Eliminating Sliding Sockets.

DIN Rail
35 mm Extruded Aluminum Rail. Designed to Work With Most Sockets. Pre-punched for Quick Installation.




- Offers a “one stop solution” for your power management system.
- Variety of contact configurations and materials to meet your switching needs.
- Plug-In switching capabilities from 10mA to 20 Amps.
- A variety of Feature Codes and operation combinations available for all budgets.
- Ejector clips, ribbed relay housings and space-saving sockets allow for easy removal from crowded DIN rails.
- Color and appearance designed for high visibility in all environments.
- Wiring diagrams include NEMA and IEC standards.
- Engineering availability allows for customized relay solutions.
- Internal Coil Bus Jumper System reduces the number of wires required for hook-up to adjacent sockets.



Modules

Allows for Optional Protection or LED Modules to be Used With Sockets.

The 700 series sockets have the perfect mix of historical Magnecraft socket quality combined with a dynamic arsenal of options. When mated with the Magnecraft relays and accessories, these RoHS compliant sockets provide a complete modular system that will meet all your plug-in relay requirements in a package that is both visually appealing and functionally outstanding resulting in a Complete Solution.



Finger-Safe

Protects Operators from Live Circuits.

Internal Coil Bus Jumper System

Allows Connection to Adjacent Sockets Without Additional Wiring.

I.D. Tag/Write-On Plastic Label

Used for Identification of Relays in Multi-Relay Circuits.


2-Way Side or DIN Rail Mounting System

Retrofits Existing Panel Mounting and 35 mm DIN Rail.



70-782D8-1 Socket/16 Amp Rating, 300 Volts

The 70-782D8-1 Socket Replaces Our Original 70-782D-1 Socket and is Now Dual Marked With Both Part Numbers.



BOLD-FACED PART NUMBERS ARE NORMALLY STOCKED

Standard Part Number	Description
70-782D8-1 Supercedes: 70-782D-1	8-Pin Socket, Finger-Safe, DIN/Panel Mount with Screw Terminals & Clamping Plates.



General Specifications (UL 508)

Characteristics	Units	Value
Number of Terminals		8
Electrical Rating		
Nominal Voltage Rating	Volts	300
Nominal Current Rating	Amps	16
Dielectric Strength		
Output to Adjacent Output Terminals	V rms	2500
Output to Input Terminals	V rms	2500
Terminals to Rail / Chassis	V rms	2500
Temperature		
Operating Range:	°C	- 40 to + 80
Storage Range:	°C	- 40 to + 105
Construction		
Protection Category (Finger-Safe)	EN 60529	IP 20
Internal Metal Tracks		Copper Alloy, Zinc Plated
Screw Terminals		Steel, Zinc Plated
Screw Style		Combination Head,
Screw size	mm	M3.5
Screw Torque 3.5 mm (Maximum)	Lb-in / Nm	9 / 1.0
Miscellaneous		
Socket Mounting:		Din / Panel
Wire Size Capacity (Maximum)	EN 60204-1	AWG mm2
Soild Cu	AWG, mm2	12 / 14 (2) 4 / 2.5 (2)
Stranded Cu	AWG, mm2	12 / 14 (2) 4 / 2.5 (2)
Wire Connection Method		Screw Clamping
DIN Rail Mounting	EN 60715	35mm
Chassis Mount Screw Torque	Lb-in / Nm	7 / 0.8
Flamability Rating	Class	94V-0
Body Color		Light Gray
DIN Locking Method		Red Plastic Locking Clip
Product Certification		UL, CSA
Conformance		CE, RoHS
Weight	grams	55

Optional Mating Accessories



782 Relay



16-1342



16-782IDC



70-BSM



16-700DIN



16-DCLIP-1

Standard Part Number	Description	Catalog Location
782XAX, XBX	Relay	Section 1 p.12-13
16-1342	Metal Hold-Down Clip	Section 3 p.8-11
16-782IDC	Plastic I.D. Clip	Section 3 p.8-11
70-BSM	Module	Section 3 p.6-7
16-700DIN	Metal DIN Rail	Section 3 p.19
16-DCLIP-1	DIN Rail Locking Clip	Section 3 p.19

